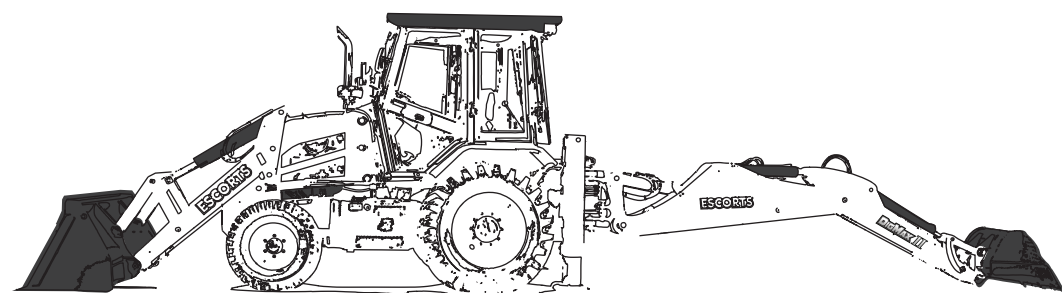










Plot No. 219, Sector-58, Ballabgarh, Faridabad (Harayana) - 121 004, INDIA
Tel: +91-129-2306300, Fax: 91-129-2306463
e-mail: exports.ece@escorts.co.in, Website: www.escortsece.com



DIGMAX III

**Redefining
the excellence
of DIGMAX**

- Fuel efficient 
- Equipment Monitoring System 
- Low maintenance cost 
- Higher reach 
- Higher breakout force 
- Fast cycle time 





Meeting expectations with performance



Rugged Rear Axle



Spacious Ergonomically Designed Cabin



Heavy Duty Transmission



Hard Faced Buckets



Co-axial Carriage



Superior Wear Pad Adjustment Mechanism



Modular Valve Block



Equipment Monitoring System

PERFORMANCE DIMENSIONS

LOADER PERFORMANCE (Figure 1)

M : Dump height (Cutting edge)	3.00	m
N : Load over height (Cutting edge)	3.51	m
O : Pin height (Cutting edge)	3.7	m
P : Pin forward reach	0.43	m
Q : Reach at ground	1.57	m
R : Max reach at full height	1.22	m
S : Reach at full height - Bucket dumped	0.85	m
T : Below ground level dig depth	0.13	m
U : Rollback at ground	45	deg
V : Dump angle	45	deg
Bucket breakout force	6425	kgf
Loader arm breakout force	5777	kgf
Payload	1980	kg
Return to Dig	Available	
Self Leveling	Available	
Loader Bucket Capacity	1.2	Cum

EXCAVATOR PERFORMANCE (Figure 1 & 2)

A : Max dig depth (Bucket in dump Position)	4.80	m
B : Reach ground level to rear wheel centre	6.97	m
C : Reach ground level to slew center	5.65	m
D : Reach at full height to slew center	2.23	m
E : Side reach to center line of machine	6.00	m
F : Max working height (Stab's fully out)	6.30	m
G : Max load over height (Stab's fully out)	4.39	m
H : King post travel	1.00	m
J : Bucket rotation power	187	deg
Bucket tear out force	6018	kgf
Dipper tear out force	3250	kgf
Lift capacity to bucket pivot at full reach (SAE J31)	1554	kgf
Co-axial Carriage		
Excavator Bucket Capacity	0.26	Cum

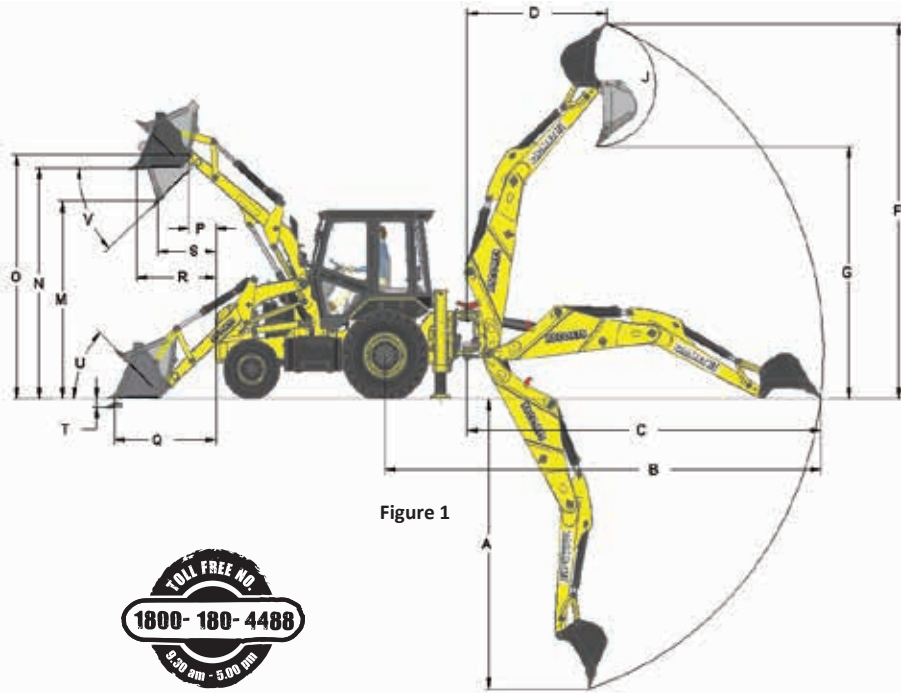


Figure 1



Warning

- All dimensions, weights, timings mentioned are with standard tyres, dipper, buckets & are variable within $\pm 5\%$
 - ECE has the right to change values given & design shown without giving a notification.

STATIC DIMENSIONS

STATIC DIMENSIONS (Figure 3, 4 & 5)

AA : Overall length (transport mode)	6.28	m
A1 : Overall length (travel mode)	7.85	m
BB : Wheel base	2.14	m
CC : Rear wheel to slew center	1.38	m
DD : Minimum ground clearance	0.35	m
EE : Slew ground clearance	0.59	m
GG : Height to top of cab	2.88	m
HH : Overall height	3.78	m
JJ : Track width - Rear	1.75	m
KK : Track width - Front	1.87	m
LL : Width over bucket	2.38	m
L1 : Width (Transport mode)	2.56	m



Figure 2



Figure 4



Figure 3



Figure 5

Engine

- Proven, powerful and fuel efficient Kirloskar 4R1040TC, water cooled diesel engine
- Gross power: 56 kw (76 HP) at 2200 rpm
- Max Torque (Gross): 300Nm @ 1500 ± 100 rpm
- Meets Bharat stage- III (CEV) emission norms

Hydraulics

- Hydraulic pump - Tandem Gear Pump
- Maximum flow (both pumps) 117.5 lpm @ 2200 rpm
- System main relief setting 225 bar
- Fixed flow, open centre two pump unloading energy efficient hydraulic system

Transmission

- Four speed (4F, 4R gear) Syncro shift reversing shuttle transmission provides superior traction, gradeability, higher force while entering pile or during dozing operation
- Neutral start provision prevents starting while shuttle is engaged
- Gear lever with transmission disconnect switch adds to the overall ease of gear shifting

Tyres

- Front (Std): 9.00 x 16 - 16PR
- Rear (Std): 16.9 x 28 - 12PR (Industrial)

Travel Speed

- | | F/ R gear |
|------------|----------------------------|
| • 1st Gear | 5.3 kmph /4.6 kmph |
| • 2nd Gear | 8.5 kmph /7.0 kmph |
| • 3rd Gear | 18.5 kmph /Not recommended |
| • 4th Gear | 36.6 kmph /Not recommended |

Brakes

- **Service brakes:** Hydraulically actuated dual line, self adjusting, oil immersed, multi disc type on rear axle
- **Parking brakes:** Hand-operated caliper disc brakes

Axles

- Front steer axle with 16 deg oscillation for maximum ground contact in undulated condition
- Rear drive axle, rigidly mounted to chassis

Steering

- Hydrostatic power steering in front wheel
- Hydraulic supply from pump via priority valve for quick response steering
- Working pressure: 120 bar

Weight

- Operating Weight 8190 Kg

Service Refill Capacities

Hydraulic system oil	110 litres
Fuel tank	134 litres
Engine coolant	15 litres
Engine oil	11.5 litres
Transmission oil	16.5 litres
Rear axle oil	17.1 litres
Brake reservoir oil	1.0 litres

Equipment Monitoring System

GPS + GSM based equipment monitoring system is a standard fitment and provides sms alerts for effective equipment management and acts as a diagnostic tool

Warning Message-SMS, Mail, Online

- Engine Coolant Temperature
- Hydraulic Oil Temperature
- Transmission Oil Temperature
- Engine Oil Pressure
- Battery Charging Status
- Machine Idle Information
- Fuel level Information

Optional Attachments

- Front tyre : 12.5/80-18, 12PR
- Heavy duty rear tyres: 14x25-20PR
- Rock Breaker
- Ripper Tooth
- Extendible dipper
- A.C. Cabin
- Trenching Buckets- 0.09 Cum, 0.12 Cum, 0.18 Cum
- Special Purpose Buckets- 0.30 Cum, 0.32 Cum
- Multi Purpose (6-in-1) Bucket
- 300 mm Trench Bucket (Optical Fibre Cable Laying Application)
- Coal Bucket - 1.5 Cum
- Rock Bucket - 0.26 Cum



Warning

- All dimensions, weights, timings mentioned are with standard tyres, dipper, buckets & are variable within +5%
- ECE has the right to change values given & design shown without giving a notification.